

Camden Electric Vehicle Batteries

BEV Series



A range of 12 Volt heavy duty VRLA batteries suitable for applications such as mobility scooters, wheelchairs, robots, golf trolleys, floor cleaning machines etc.

Dimensions

Part Number	Nominal Capacity (Ah)	Length (mm)	Width (mm)	Height (mm)	Weight (Kg)	Terminal
BEV120120	12 (20hr)	152	99	96	4	6.35mm tag
BEV120180	18 (20hr)	181	76	167	5.5	M5 insert
BEV120260	26 (20hr)	168	178	124	8.1	M5 insert
BEV120330	33 (10hr)	196	131	160	10.3	M6 insert
BEV120440	40 (10hr)	198	167	157	13.0	M6 insert
BEV120550	55 (10hr)	229	138	213	18.6	M6 insert
BEV120700	70 (10hr)	349	168	175	21.2	M6 insert

Electrical

Part Number	Volts	Cold Cranking Amps		
		20°C (68°F)	0°C (32°F)	-18°C (0°F)
BEV120120	12	—	—	—
BEV120180	12	214	144	88
BEV120260	12	316	228	149
BEV120330	12	253	258	166
BEV120440	12	488	345	230
BEV120550	12	597	466	309
BEV120700	12	696	557	385

Camden Electric Vehicle Batteries

BEV Series



Reserve Capacity

Part Number	Reserve Capacity - Minutes Discharged				
	75 Amps	25 Amps	20 Amps	15 Amps	8 Amps
BEV120120	-	-	-	-	-
BEV120180	-	-	27	46	95
BEV120260	-	24	42	68	148
BEV120330	7.2	32	54	79	177
BEV120440	12.3	56	82	118	248
BEV120550	20	88	123	172	360
BEV120700	28	120	163	223	472

Capacity

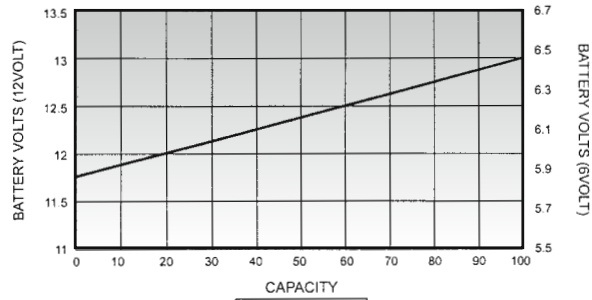
Part Number	Capacity - Ampere hour						
	100 Hr	48 Hr	20 Hr	10 Hr	5 Hr	3 Hr	1 Hr
BEV120120	14	13	12	11	10	9	8
BEV120180	20	19	17	16	14	13	11
BEV120260	29	28	26	23	21	19	16
BEV120330	35	33	30	29	25	24	19
BEV120440	46	43	40	38	34	30	25
BEV120550	62	59	54	50	44	41	34
BEV120700	80	75	70	64	57	52	43

Storage of Camden Batteries

Batteries must be stored in a charged condition. Minimum cell voltage in storage (self discharge) 2.00 volt/cell. Batteries in storage must have top-up charge at specified intervals. Store away from heat sources and direct sunlight.

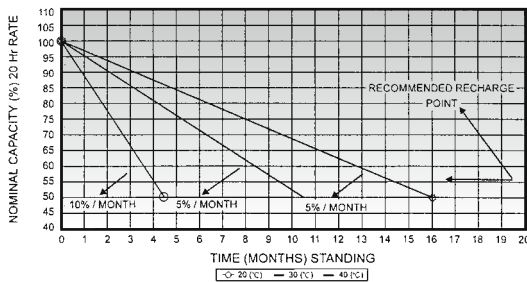
Storage Temperature	Charge interval
20°C or less	9 months
20°C – 30°C	6 months
30°C – 40°C	3 months

OPEN CIRCUIT VOLTAGE REDUCTION FROM SELF DISCHARGE vs REMAINING CAPACITY



Open Circuit voltage reduction from self discharge vs Remaining Capacity

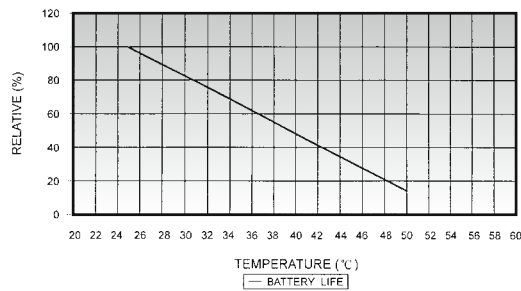
SELF DISCHARGE OF AGM BATTERIES



Self discharge of AGM Batteries

RELATIVE BATTERY LIFE vs TEMPERATURE

FLOAT AT 2.25 - 2.30 V/C

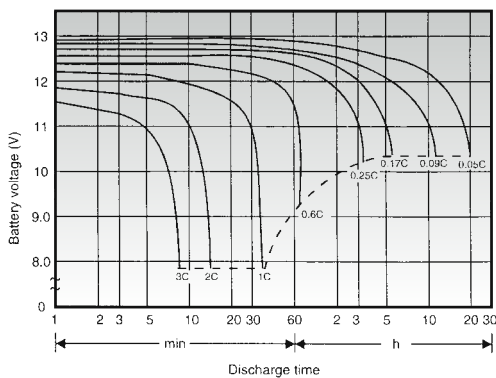


Relative Battery Life vs temperature

Discharge characteristics of Camden Batteries

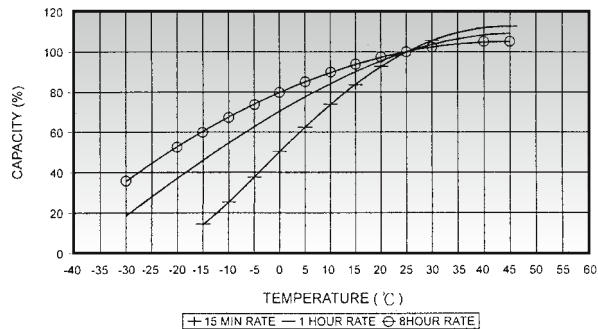
The discharge curves shown may be used as a guide for battery selection. Individual curves for each type of battery are available on request.

The effect of temperature on capacity is shown in the graph. A battery's capacity is nominally rated at 25°C but will rapidly reduce below this temperature.



Discharge characteristics at various rates (25°)

BATTERY CAPACITY vs OPERATING TEMPERATURE



Battery capacity vs operating temperature